


Jelly Roll Jam Quilt Pattern

Free Pattern



Finished Size: 36 1/2" x 36 1/2"

Fabric Requirements

One Jelly Roll® or forty 2 1/2" x Width of Fabric strips
 1/2 yard binding
 1 1/4 yards backing

Cutting

Cut binding fabric into:
 5 - 2 1/2" x Width of Fabric strips

Before You Begin

Each Jelly Roll® makes two 36 1/2" x 36 1/2" quilts.
 Before starting divide your Jelly Roll® into two sets of eighteen 2 1/2" strips. Piecing instructions are for one quilt.



check out our
 YouTube tutorial

1-866-826-2069
www.FatQuarterShop.com
www.YouTube.com/FatQuarterShop

Piecing Instructions for One Quilt

Use 1/4" seams and press as arrows indicate throughout.

Divide the eighteen 2 1/2" x WOF strips into three sets of six prints.

Assemble six different 2 1/2" x WOF strips as shown.

Long Strip Unit should measure 12 1/2" x 42".

Make one from each set. Make three total.

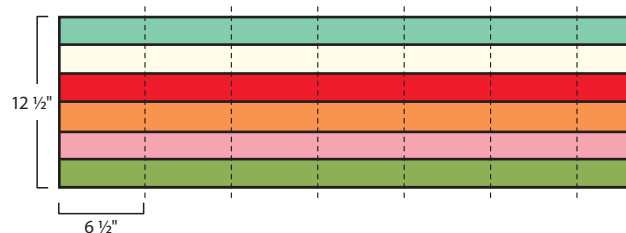


Make three.


Subcut each Long Strip Unit into 6 1/2" x 12 1/2" rectangles.

Strip Block Unit should measure 6 1/2" x 12 1/2".

Make six from each Long Strip Unit. Make eighteen total.



Set One



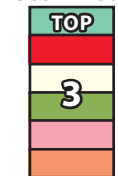
Make six.

Set Two



Make six.

Set Three



Make six.

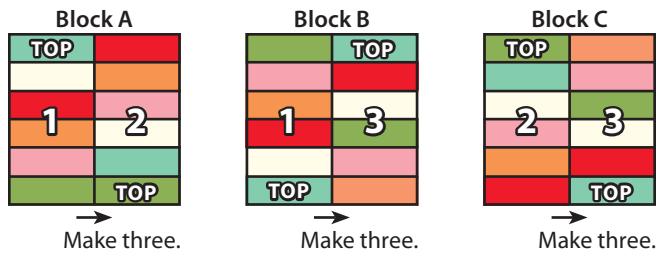
Jelly Roll Jam Quilt Pattern

Free Pattern

Assemble two different Strip Block Units as shown paying attention to where the word top is so seams nest.

Strip Block should measure 12 1/2" x 12 1/2".

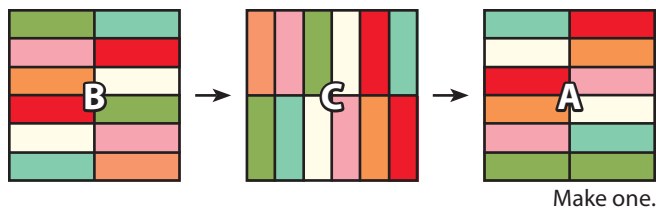
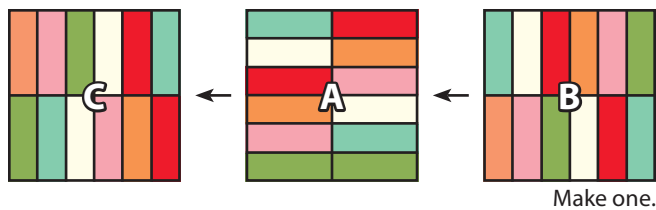
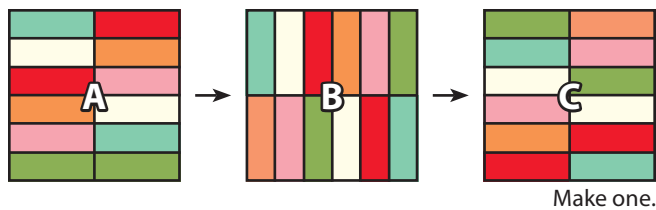
Make three from each Strip Block Unit. Make nine total.



Assemble Rows as shown.

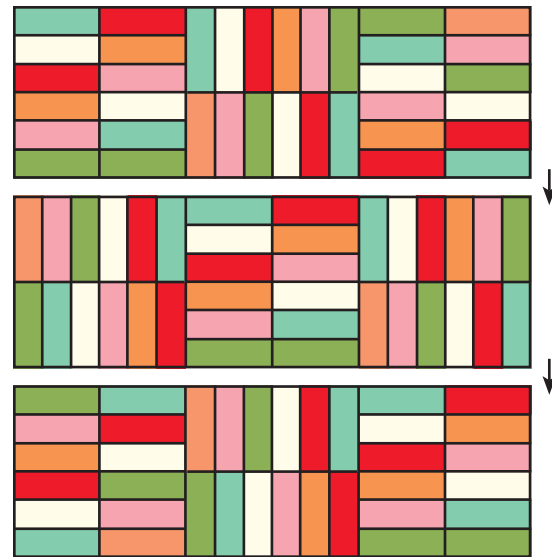
Each Row should measure 12 1/2" x 36 1/2".

Make three total.



Assemble Quilt Center as shown.


Quilt Center should measure 36 1/2" x 36 1/2".



Finishing

Piece 2 1/2" binding strips end to end for binding.

Quilt and bind as desired.



Copyright 2013 Fat Quarter Shop, LLC. All rights reserved. Duplication of any kind is prohibited.

This pattern may be used for personal purposes only and may not be reproduced without the express written permission from the Fat Quarter Shop. These patterns may not be used for commercial purposes.